



Nutrition Factsheet

January 2018

connect to the world of dairy

SUGAR IN DAIRY PRODUCTS

Plain or sweetened, all dairy products can be part of a balanced and healthy diet

- › The term “sugar” includes intrinsic sugars (natural) and added sugars.
- › Lactose is the naturally occurring sugar in milk.
- › Sugars can be added to dairy products to sweeten them, but also for technological purposes.
- › Dairy provides a whole range of essential nutrients (proteins, vitamins and minerals), while its average contribution to added sugar consumption is relatively low at population level (Figure 3).
- › Dairy products are part of a balanced and healthy diet, including plain and sweetened ones.

MILK AND DAIRY PRODUCTS CONTAIN NATURAL SUGARS

- The term “sugar” includes intrinsic sugars (natural) and added sugars. Lactose^a is an intrinsic sugar because it is **naturally present in dairy products** (1,2) (Figure 1). It is incorporated within the structure of milk and when ingested, it is digested by lactase, an enzyme present in the digestive system, that breaks down lactose into its two fragments: glucose and galactose, that are absorbed within the small intestine (3).

Natural sugar in milk represents **4.7%** of its composition

AVERAGE COMPOSITION OF COW MILK

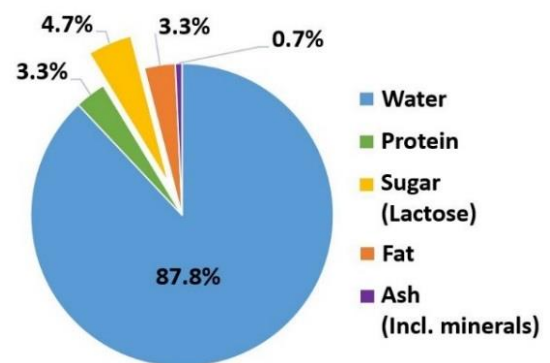


Figure 1. Composition of cow milk per 100g. Modified from (2).

- Leaving aside disorders like galactosaemia or lactose intolerance, there is **no evidence of adverse effects of consumption of dairy natural sugars, such as lactose, as confirmed by WHO** (4,5). In fact, **lactose is a source of energy** and it is particularly important in infancy (it is naturally present in breast milk) (1,6). Lactose also may contribute to the absorption and retention of minerals and may act as a prebiotic (7)^a. In contrast to added sugars like sucrose, lactose results only in a small increase in blood sugar levels (8).

^a More in EDA nutrition factsheet “[Q&A on lactose intolerance](#)”



Nutrition Factsheet

connect to the world of dairy

- In addition to their natural sugar content, some dairy products (flavoured fruit yoghurts, fermented milks, milk drinks...) **may also contain added sugars**. Sugars are added to products for different purposes like sweetening, colouring, creating texture or providing bulk.

Table 1. Average lactose content of dairy products (9,10).

| DAIRY PRODUCT | LACTOSE (g/100g) |
|----------------|------------------|
| Milk | 4.6-4.8 |
| Chocolate milk | 4.1-4.9 |
| Yoghurt | 3.2-4.5 |

- To know approximately how much added sugar is in a dairy product, **lactose must be subtracted from the total sugar content** declared on the labelling of the product (9,10) (Table 1).

DAIRY IS AN IMPORTANT COMPONENT OF A HEALTHY DIETARY PATTERN

- Milk and dairy are naturally **nutrient-rich foods^b** because they offer a **whole range of essential nutrients**, including **high quality proteins**, but relatively few calories (11,12). They also naturally provide **vitamins and minerals** and make a significant contribution to the daily nutrient intakes for calcium, riboflavin (vitamin B2), vitamin B12 and pantothenic acid (vitamin B5) (2,13). Dairy also contains other B-vitamins, phosphorus, potassium, iodine, selenium, magnesium and zinc (Figure 2).

Some dairy products contain added sugars, but **they are also nutrient-rich**, and make an important contribution to the daily intake of **vitamins, minerals and high quality protein**.

Average contribution (%) of dairy foods to nutrient intakes in adults in European countries (Based on a survey of eight Member States)

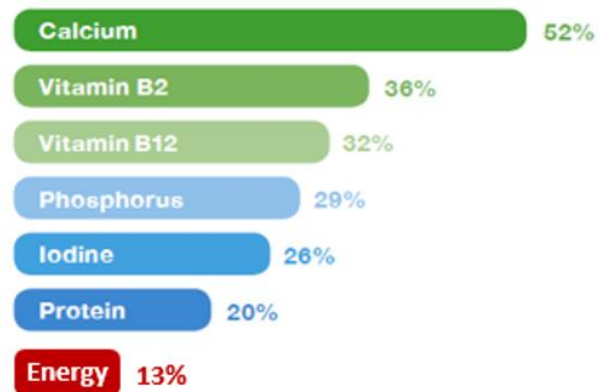


Figure 2. Contribution of dairy to nutrient intakes. Modified from EMF (13).

- This unique nutrient composition makes **dairy contribute to good health at all stages of life^c**. Scientific studies show that, as part of a healthy diet, dairy foods have been linked to potential health benefits including bone health, improved body composition and weight control, reduced blood pressure (14) and reduced risk of type 2 diabetes (15), stroke (16), cardiovascular disease and colorectal cancer.

^b More in EDA nutrition factsheet "[Nutrient-rich dairy, an affordable source of nutrition](#)"

^c More in EDA nutrition factsheet "[Health benefits and nutritional value of dairy](#)"



Nutrition Factsheet

connect to the world of dairy

- Dairy products also have a role in helping to maintain muscle mass and muscle function in older people³. There is also a **positive association between yoghurt consumption, including sugared ones, and diet quality, nutritional status and metabolic profile in children (17) and adults (18)**. Consumption of yoghurt, including sugared ones, is also associated with a reduced risk of type 2 diabetes (19,20).
- A recent systematic review on dietary and policy priorities for cardiovascular disease, diabetes and obesity concluded that yoghurt, plain or sugared, should be one of the foods to encourage (21). The beneficial effect of yoghurt, including sugared, may be linked to the low glycaemic index of such product (22).
- Besides their nutrient-rich composition, as represented in Figure 3, the contribution of dairy products to **added sugar intake** in the mentioned European Member States, represents only between **4 and 16% in adults** and between **6 and 18% in children** (23), which is far behind sweet products (confectionery, chocolates, cakes, biscuits, sugar and jam) and beverages (coffee, infusions, soft drinks, juices, nectars and alcohol).

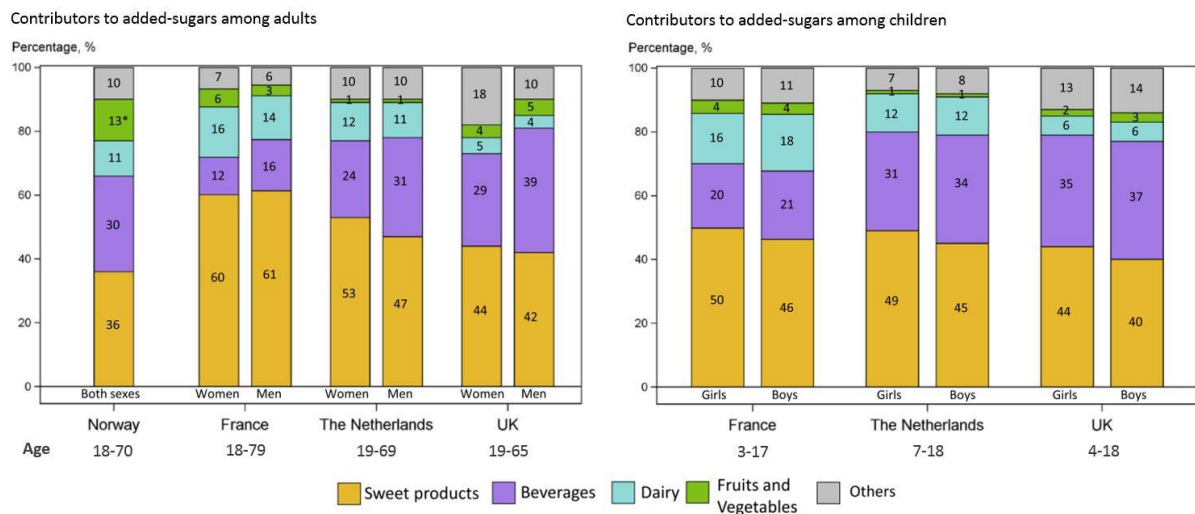


Figure 3. Contribution of different foods to added-sugar consumption in different countries. Modified from Azaïs-Braesco et al. (23).

- **The health effects of wholesome foods, such as dairy, are not only due to their nutrient content** but probably also to its complex structures. Although sweetened dairy products contain added sugars, no negative health effects have been observed, in contrast to other added sugar contributors. This might be explained by the interaction of the different components in the **dairy matrix** (nutrients, bioactive compounds, live cultures...) that are associated with beneficial health effects.



Nutrition Factsheet

connect to the world of dairy

- When we consider different dessert or snacks options available to consumers, **some dairy products contain much less sugar than typical desserts** like cakes, sorbets or compotes and even less sugar than some fruits (Figure 4).
- An interesting additional perspective to consider is the **quantity of sugar added at home** to non-sweetened products. A French study (24) has demonstrated that consumers add on average 13.6 g of sugar per cup of plain yogurt, which is higher than commercially available pre-sweetened yogurts with 10.3 g of added sugar per cup (Figure 5). This study also showed that consumers underestimate by half the quantity of sugar that they add.

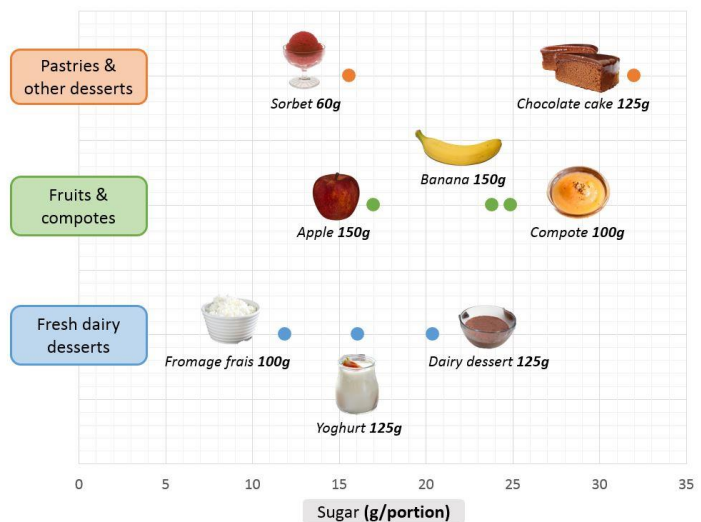


Figure 4. Sugar content of different dessert options. Modified from Syndifrais.

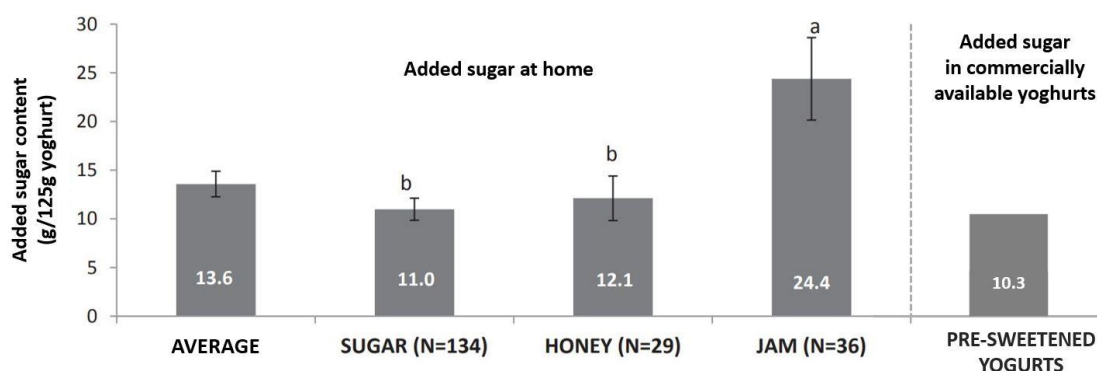


Figure 5. Impact of the sweetening agent used on the quantity of sugar added to 125g of plain yoghurt VS added sugar content in commercially available pre-sweetened yogurts. a, b: significantly differences at $p < 0.05$ (multiple comparison test). Modified from Saint-Eve et al. (24).

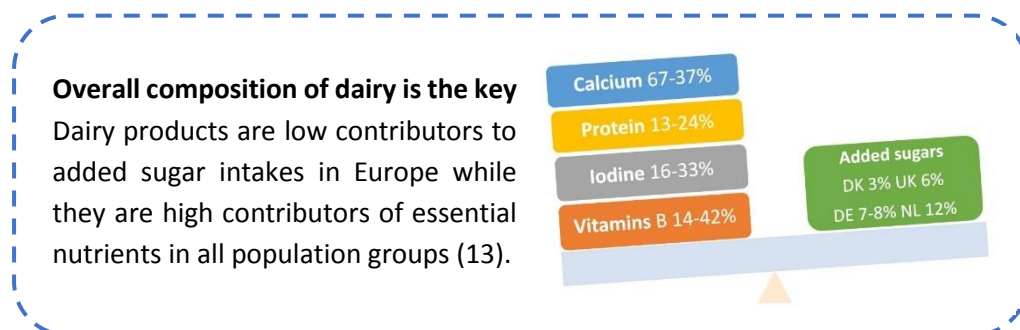


Nutrition Factsheet

connect to the world of dairy

DAIRY PRODUCT VARIETY TO ENSURE RECOMMENDED CONSUMPTION AND HEALTHY DIETARY PATTERNS

- **Milk consumption is steadily declining across the EU**, especially in children, adolescents, young women and elderly people. This correlates with the fact that many Europeans have less than an optimal intake of certain nutrients like calcium, selenium, iodine and vitamin D (25), which are found in many dairy foods.
- To satisfy consumer wishes and demands, and therefore make dairy recommendations easier to reach, dairy industry offers a wide range of products with different fat and/or sugar content, including milks, yoghurts, fermented milks and cheeses.
- There is a growing misconception that sugar is ‘bad’ and ‘unhealthy’, but it is an essential source of energy and can be enjoyed as part of a varied and balanced diet when consumed in moderation and according to a person’s individual needs (26). Dairy products containing added sugar also deliver a multitude of essential nutrients. In fact, besides non-sweetened dairy, sweetened milks and yoghurts can also be considered a **way to increase milk consumption and boosting the population’s vitamin, mineral and protein intake without any adverse impact on weight** (27–29). Several studies show that yoghurt consumption, including sugared ones, has a neutral or beneficial effect on weight status (30–32) and is also associated with **better overall diet quality without any adverse impact on health**. When milk is removed from the diet, it is often replaced by potentially nutrient-poor, energy-dense foods and beverages.
- Research and dietary guidance increasingly recognise the **importance of the whole diet** on health. Therefore, it is important that **consumers continue to be educated** on the distinction between the different types of sugar and the **difference between nutrient-rich and nutrient-poor products**. This will enable them to make informed decisions concerning their diet, and choose the most favourable patterns instead of eliminating interesting sources of high quality nutrients, like dairy.





Nutrition Factsheet

connect to the world of dairy

REFERENCES

1. Lomer MCE, Parkes GC, Sanderson JD. Review article: lactose intolerance in clinical practice - myths and realities. *Aliment Pharmacol Ther* [Internet]. 2007 Oct;27(2):93–103. Available from: <http://doi.wiley.com/10.1111/j.1365-2036.2007.03557.x>
2. Food and Agriculture Organization of the United Nations (FAO). Milk and dairy products in human nutrition [Internet]. Muehlhoff E, Bennett A, McMahon D, editors. Rome; 2013. 404 p. Available from: <http://www.fao.org/docrep/018/i3396e/i3396e.pdf>
3. Mattar R, de Campos Mazo DF, Carrilho FJ. Lactose intolerance: diagnosis, genetic, and clinical factors. *Clin Exp Gastroenterol* [Internet]. 2012;5:113–21. Available from: <http://www.ncbi.nlm.nih.gov/pubmed/22826639>
4. Diet, Nutrition and the Prevention of Chronic Diseases: report of a joint WHO/FAO expert consultation [Internet]. Geneva; 2002. Available from: http://apps.who.int/iris/bitstream/10665/42665/1/WHO_TRS_916.pdf
5. World Health Organization (WHO). Guideline: Sugars intake for adults and children [Internet]. 2015. Available from: http://apps.who.int/iris/bitstream/10665/149782/1/9789241549028_eng.pdf?ua=1
6. Martin CR, Ling P-R, Blackburn GL. Review of Infant Feeding: Key Features of Breast Milk and Infant Formula. *Nutrients* [Internet]. 2016 May 11;8(5). Available from: <http://www.ncbi.nlm.nih.gov/pubmed/27187450>
7. Szilagyi A. Lactose - a potential prebiotic. *Aliment Pharmacol Ther* [Internet]. 2002 Sep 1;16(9):1591–602. Available from: <http://doi.wiley.com/10.1046/j.1365-2036.2002.01321.x>
8. Lau C, Faerch K, Glümer C, Tetens I, Pedersen O, Carstensen B, et al. Dietary glycemic index, glycemic load, fiber, simple sugars, and insulin resistance: the Inter99 study. *Diabetes Care* [Internet]. 2005 Jun 1;28(6):1397–403. Available from: <http://www.ncbi.nlm.nih.gov/pubmed/15920058>
9. Scrimshaw NS, Murray EB. Chapter 3: Lactose content of milk and milk products [Internet]. Vol. 48, *The American Journal of Clinical Nutrition. Journal of Clinical Nutrition*; 1988. 1099-1104 p. Available from: <http://ajcn.nutrition.org/content/48/4/1099.extract#>
10. Food Intolerance Network. Amount of lactose in milk products [Internet]. Available from: <https://www.food-intolerance-network.com/food-intolerances/lactose-intolerance/tables-of-lactose-content.html>
11. Drewnowski A, Fulgoni V. Nutrient profiling of foods: creating a nutrient-rich food index. *Nutr Rev* [Internet]. 2008 Feb;66(1):23–39. Available from: <https://academic.oup.com/nutritionreviews/article-lookup/doi/10.1111/j.1753-4887.2007.00003.x>
12. Streppel MT, de Groot LCPGM, Feskens EJM. Nutrient-rich foods in relation to various measures of anthropometry. *Fam Pract* [Internet]. 2012 Apr;29(suppl 1):i36–43. Available from: <https://academic.oup.com/fampra/article-lookup/doi/10.1093/fampra/cm093>
13. European Milk Forum (EMF). Contribution of dairy foods to nutrient intakes in adults in eight European countries [Internet]. Available from: <http://www.milknutritiousbynature.eu/milk-facts/nutritional-info/>
14. Schwingshackl L, Schwedhelm C, Hoffmann G, Knüppel S, Iqbal K, Andriolo V, et al. Food Groups and Risk of Hypertension: A Systematic Review and Dose-Response Meta-Analysis of Prospective Studies. *Adv Nutr* [Internet]. 2017 Nov;8(6):793–803. Available from: <http://www.ncbi.nlm.nih.gov/pubmed/29141965>
15. Schwingshackl L, Hoffmann G, Lampousi A-M, Knüppel S, Iqbal K, Schwedhelm C, et al. Food groups and risk of type 2 diabetes mellitus: a systematic review and meta-analysis of prospective studies. *Eur J Epidemiol* [Internet]. 2017 May [cited 2017 Dec 20];32(5):363–75. Available from: <http://www.ncbi.nlm.nih.gov/pubmed/28397016>
16. Deng C, Lu Q, Gong B, Li L, Chang L, Fu L, et al. Stroke and food groups: an overview of systematic reviews and meta-analyses. *Public Health Nutr* [Internet]. 2017 Nov 16;1–11. Available from: https://www.cambridge.org/core/product/identifier/S1368980017003093/type/journal_article



Nutrition Factsheet

connect to the world of dairy

17. Zhu Y, Wang H, Hollis JH, Jacques PF. The associations between yogurt consumption, diet quality, and metabolic profiles in children in the USA. *Eur J Nutr* [Internet]. 2015 Jun;54(4):543–50. Available from: <http://link.springer.com/10.1007/s00394-014-0735-7>
18. Wang H, Livingston KA, Fox CS, Meigs JB, Jacques PF. Yogurt consumption is associated with better diet quality and metabolic profile in American men and women. *Nutr Res* [Internet]. 2013 Jan;33(1):18–26. Available from: <http://www.ncbi.nlm.nih.gov/pubmed/23351406>
19. Chen M, Sun Q, Giovannucci E, Mozaffarian D, Manson JE, Willett WC, et al. Dairy consumption and risk of type 2 diabetes: 3 cohorts of US adults and an updated meta-analysis. *BMC Med* [Internet]. 2014 Dec;12(1):215. Available from: <http://bmcmmedicine.biomedcentral.com/articles/10.1186/s12916-014-0215-1>
20. Gijsbers L, Ding EL, Malik VS, de Goede J, Geleijnse JM, Soedamah-Muthu SS. Consumption of dairy foods and diabetes incidence: a dose-response meta-analysis of observational studies. *Am J Clin Nutr* [Internet]. 2016 Apr 1;103(4):1111–24. Available from: <http://www.ncbi.nlm.nih.gov/pubmed/26912494>
21. Mozaffarian D. Dietary and Policy Priorities for Cardiovascular Disease, Diabetes, and Obesity: A Comprehensive Review. *Circulation* [Internet]. 2016 Jan 12;133(2):187–225. Available from: <http://www.ncbi.nlm.nih.gov/pubmed/26746178>
22. Wolever TM. Yogurt Is a Low-Glycemic Index Food. *J Nutr* [Internet]. 2017 Jul;147(7):1462S–1467S. Available from: <http://jn.nutrition.org/lookup/doi/10.3945/jn.116.240770>
23. Azaïs-Braesco V, Sluik D, Maillot M, Kok F, Moreno LA. A review of total & added sugar intakes and dietary sources in Europe. *Nutr J* [Internet]. 2017 Dec;16(1):6. Available from: <http://nutritionj.biomedcentral.com/articles/10.1186/s12937-016-0225-2>
24. Saint-Eve A, Leclercq H, Berthelo S, Saulnier B, Oettgen W, Delarue J. How much sugar do consumers add to plain yogurts? Insights from a study examining French consumer behavior and self-reported habits. *Appetite* [Internet]. 2016 Apr;99:277–84. Available from: <http://www.sciencedirect.com/science/article/pii/S0195666316300319?via%3Dihub>
25. Roman Viñas B, Ribas Barba L, Ngo J, Gurinovic M, Novakovic R, Cavelaars A, et al. Projected prevalence of inadequate nutrient intakes in Europe. *Ann Nutr Metab* [Internet]. 2011;59(2–4):84–95. Available from: <http://www.ncbi.nlm.nih.gov/pubmed/22142665>
26. EFSA Panel on Dietetic Products Nutrition and Allergies (NDA). Scientific Opinion on Dietary Reference Values for carbohydrates and dietary fibre. *EFSA J* [Internet]. 2010 Mar;8(3):77. Available from: <http://doi.wiley.com/10.2903/j.efsa.2010.1462>
27. Nicklas TA, O'Neil CE, Fulgoni VL. The Nutritional Role of Flavored and White Milk in the Diets of Children. *J Sch Health* [Internet]. 2013 Oct;83(10):728–33. Available from: <http://doi.wiley.com/10.1111/josh.12087>
28. Fayet F, Ridges LA, Wright JK, Petocz P. Australian children who drink milk (plain or flavored) have higher milk and micronutrient intakes but similar body mass index to those who do not drink milk. *Nutr Res* [Internet]. 2013 Feb;33(2):95–102. Available from: <http://www.sciencedirect.com/science/article/pii/S0271531712002874?via%3Dihub>
29. Murphy MM, Douglass JS, Johnson RK, Spence LA. Drinking Flavored or Plain Milk Is Positively Associated with Nutrient Intake and Is Not Associated with Adverse Effects on Weight Status in US Children and Adolescents. *J Am Diet Assoc* [Internet]. 2008 Apr;108(4):631–9. Available from: <http://linkinghub.elsevier.com/retrieve/pii/S0002822308000059>
30. Mozaffarian D, Hao T, Rimm EB, Willett WC, Hu FB. Changes in Diet and Lifestyle and Long-Term Weight Gain in Women and Men. *N Engl J Med* [Internet]. 2011 Jun 23 [cited 2017 Nov 15];364(25):2392–404. Available from: <http://www.nejm.org/doi/10.1056/NEJMoa1014296>
31. Wang H, Troy LM, Rogers GT, Fox CS, Mckeown NM, Meigs JB, et al. Longitudinal association between dairy consumption and changes of body weight and waist circumference: the Framingham Heart Study. Available from: <https://www.ncbi.nlm.nih.gov/pmc/articles/PMC3809320/pdf/nihms477627.pdf>



Nutrition Factsheet

connect to the world of dairy

32. Martinez-Gonzalez MA, Sayon-Orea C, Ruiz-Canela M, de la Fuente C, Gea A, Bes-Rastrollo M. Yogurt consumption, weight change and risk of overweight/obesity: the SUN cohort study. *Nutr Metab Cardiovasc Dis* [Internet]. 2014 Nov 1;24(11):1189–96. Available from: <http://www.ncbi.nlm.nih.gov/pubmed/25001921>